




2022 BY THE NUMBERS


GERMANTOWN COMMUNITY LIBRARY



225,000
Print



62,000
Audio/Visual



1,200
Library of
Things



53,000
Digital

=

341,631

Items Checked Out

+2.2%

& 8,639

New Items
Added

12,842
Registered
Library Cards

92,638

Library Visits
in 2022! ^{+10%}

35,959
Service
Questions
Asked

In 2022, the library continued to see increases in physical material, digital material, library visits & program attendance as we bounced back from COVID restrictions.

9,399

Public
Computer
Logins

11,382

Wireless
Logins

1,042

Community
& Study
Spaces Used

262

Gale
Courses
Taken

1,015

Volunteer
Hours
Completed

21,844

People Attended

655

Programs



11,000+ people at in-library programs
10,000+ people at programs held outside the library

35,298

Participants in
Self-Directed
Activities

The value of material check out by patrons at the Germantown Community Library in 2022 was

\$4,578,413

Launched in May 2022, our mobile library named "The Enchanted Library" reached over

7,000+

People



BUILD CONNECTIONS, ENRICH LIVES

GERMANTOWN COMMUNITY LIBRARY

**NEW
SERVICES**

MAY
**ADVENTURE
PASSES**

JUN
**SELF-SERVICE
PUBLIC PRINTER,
COPIER &
SCANNER**

JUN
**ADULT LIBRARY
OF THINGS
COLLECTION**

SEPT
**HOT
SPOTS**

ADDITIONAL FACILITY & SERVICES UPDATES:

- Jan: Returned Early Literacy activities to Children's Area
- Jan: Additional benefits added for part-time staff over 24 hours
- May: Launched "The Enchanted Library" - the mobile library trailer
- May: Interfiled Adult Science Fiction/Fantasy with Adult Fiction
- May: Adopted four Little Free Libraries
- June: Returned to all in-person Summer Reading Challenge
- June: Transitioned to monthly visits at Senior Living Facilities
- June: Launched Washington County Job Center Satellite Service
- Aug: Created Outreach Collection for mobile trailer
- Sept: Library Board selected architect firm for Conceptual Design of library expansion project
- Oct: 2023-2027 Strategic Plan completed
- Oct: Fire Suppression replacement project completed
- 2022: Three fundraiser nights held at local restaurants

**THANK YOU FOR
A WONDERFUL
YEAR AS WE
CONTINUE TO
GROW!**



Over 1,000 people attended our Haunted Library event in October! This event was run by 40+ staff & volunteers.



WHAT'S NEXT IN 2023?

- MONARCH CATALOG UPDATES
- CHECKOUT CRAFT KITS
- NEW ONLINE CLASSES
- NEW COLLECTIONS
- NEW PROGRAMS & SERVICES

AN AVERAGE

DAY

AT THE
GERMANTOWN
COMMUNITY
LIBRARY

GERMANTOWN
COMMUNITY LIBRARY



BUILD CONNECTIONS
ENRICH LIVES

OUTSIDE THE BUILDING

36 People Attend Outreach Programs

22 Items Checked Out from the Mobile Library

IN THE BUILDING

310 People Visit the Library

178 People Check Out **944** Items

120 People Have Questions Answered

31 People Use Public Computers

38 People Use Public Wi-Fi

37 People Attend Programs

118 People Participate in Self-Directed Activities

\$15,312 worth of material was checked out every day by residents at the Germantown Community Library in 2022!

ONLINE

177 Digital Items Checked out

PROGRAM HIGHLIGHTS

GERMANTOWN
COMMUNITY LIBRARY



BUILD CONNECTIONS
ENRICH LIVES

The library hosted 144 Storytime sessions in 2022 with 3,300+ people. An additional 400+ people also attended special early literacy programs.



Over 600 people attended 5 different Youth Performers in the summer. All programs were sponsored by our Friends group.



In May, "The Enchanted Library" went on the road in Germantown, Richfield & Jackson and reached 1,500+ people during launch week. The mobile library also made weekly stops all summer.



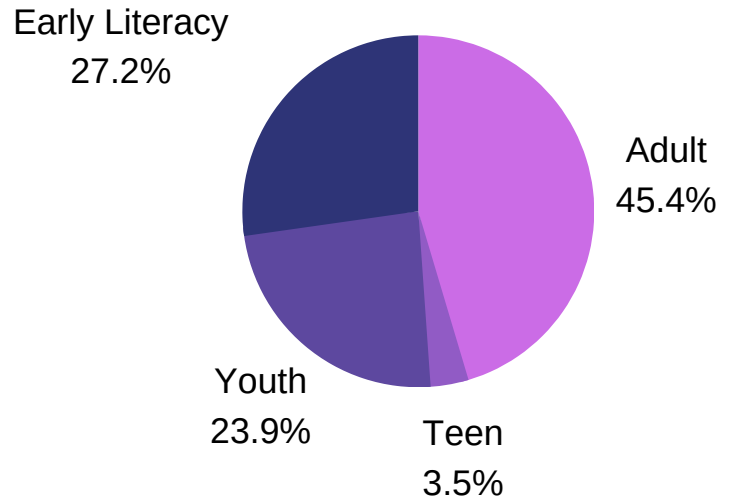
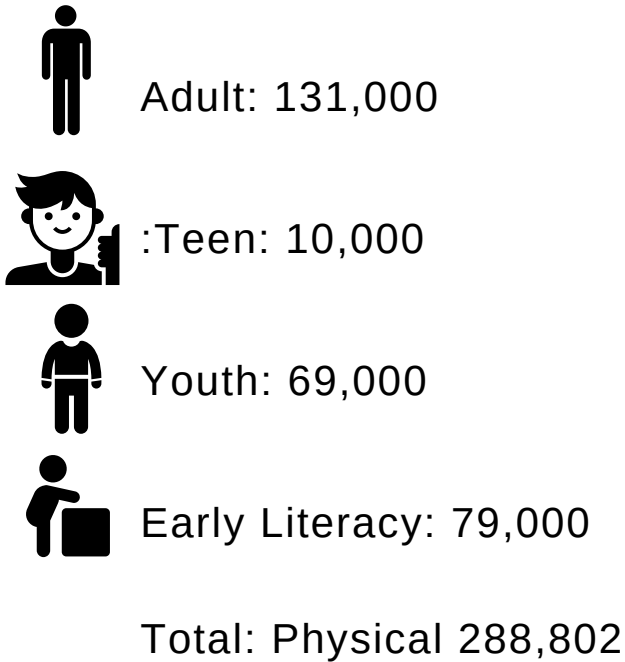
The Friends of the Library sold over 250 baskets in November & December and raised over \$18,000 for the library during 2022!



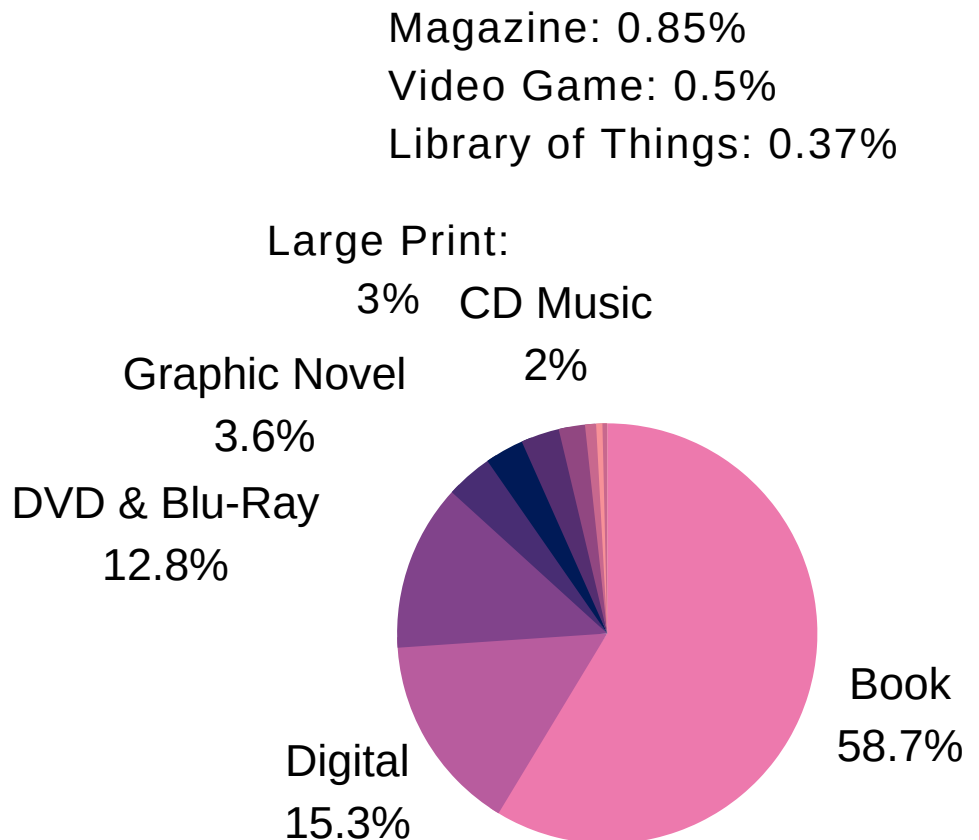
GERMANTOWN COMMUNITY LIBRARY 2022 CIRCULATION BY THE NUMBERS

*Estimated Amounts to the Nearest 1,000

Physical Circulation by Target Age of Material*



Total Circulation by Type of Material*



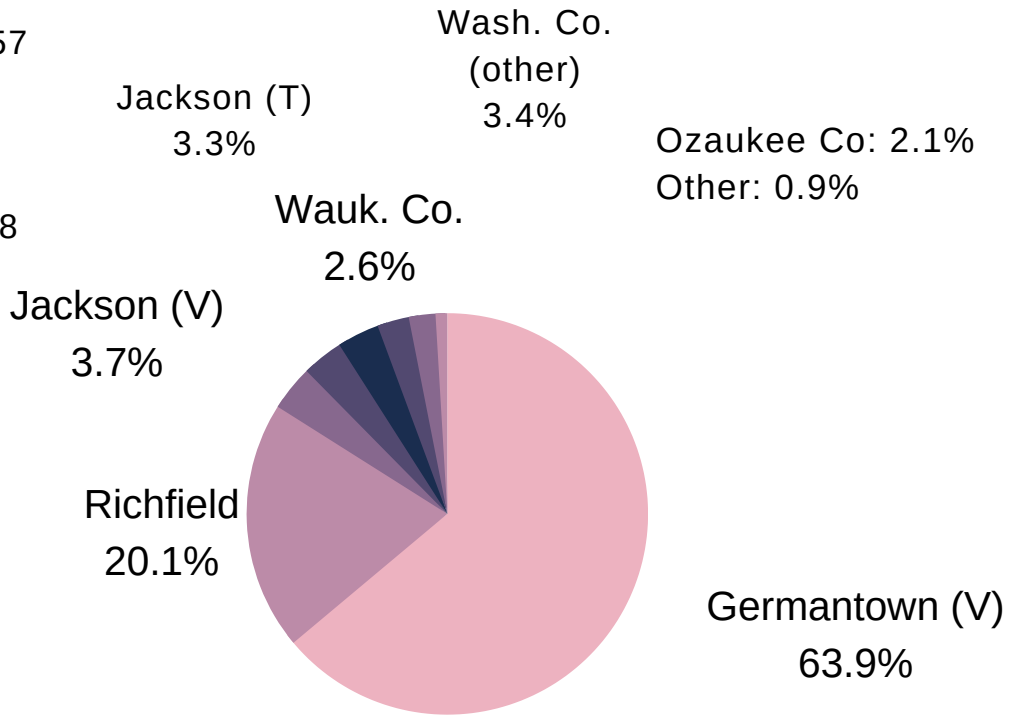
GERMANTOWN COMMUNITY LIBRARY 2022 CIRCULATION BY THE NUMBERS

*Estimated Amounts to the Nearest \$1,000

Physical Circulation by Municipality*

Germantown (V): 184,557
 Richfield: 57,944
 Jackson (V): 10,543
 Jackson (T): 9,626
 Wash. Co. (Other): 9,808
 Wauk. Co.: 7,397
 Ozaukee Co.: 6,196
 Other: 2,731

= 288,802



Circulation Trends 2011 - 2022

