

Family Movie Night

AT HOME EDITION



Supplies Included in Kit:

- Supplies to make a 3 Toy Story Crafts
- 2 Dum-Dum Lollipops
- 8 mini coloring sheets
- Resources on where to watch the movie
- Activity list



Germantown Community Library
N112 W16957 Mequon Rd

(262) 253-7760 www.germantownlibrarywi.org

Where to Watch

Toy Story 1-4,

Toy Story: That Time Forgot (short film) &

Toy Story: House of Terror (short film)

- Available to checkout / place on hold through the Monarch Catalog with your library card:

<https://www.monarchcatalog.org>

- Disney + (\$6.99/month)
- Rent on Amazon Prime, YouTube, Apple TV, DirectTV & Google Play (\$4.99-\$5.99)



Toy Story Activities

Checkout these fun activities at home:

- Kids Workout: (Toy Story 4):
<https://www.youtube.com/watch?v=M23DnJMqsAA>
- Toy Story Crafts & Recipes:
<https://family.disney.com/articles/our-favorite-toy-story-crafts-and-recipes/>
- Make Your Own Forky:
<https://jamonkey.com/toy-story-4-printables-games-coloring-recipes-and-more/>
- Toy Story Online Games:
<https://lol.disney.com/games/toy-story-games>
- Toy Story Party Games: <http://lets-explore.net/blog/2011/08/toy-story-party-activities-games/>

Toy Story Crafts



Forkly Hand

You will need: scissors & markers

1. Trace your hand on the white piece of paper and cut out.
2. Add googly eyes.
3. Draw on a red eyebrow and a blue mouth.

Video: <https://www.simpleeverydaymom.com/hanprint-forky-craft>

Slinky Dog

You will need: scissors & glue stick

1. Cut out part on the white piece of cardstock
2. Fold long piece.
3. Glue together.

Video: <https://www.youtube.com/watch?v=G16enR2h-34>




Toy Story Crafts




Alien Corner Bookmark


You will need: scissors , black marker & glue stick


1. Fold the green piece of paper into an 8 1/2 in square and cut off the extra piece.
2. Follow instructions on the left to make a corner bookmark.
3. Out of the blue piece of paper, cut out a square and glue it inside the bookmark.
4. Out of the extra white piece of paper from the Forky Hand, cut out three eyes and glue on top. Add black dots for eyes.
5. Cut out green ears and antenna and glue on bookmark.



Video: <https://www.youtube.com/watch?v=o697tr0uEO8>










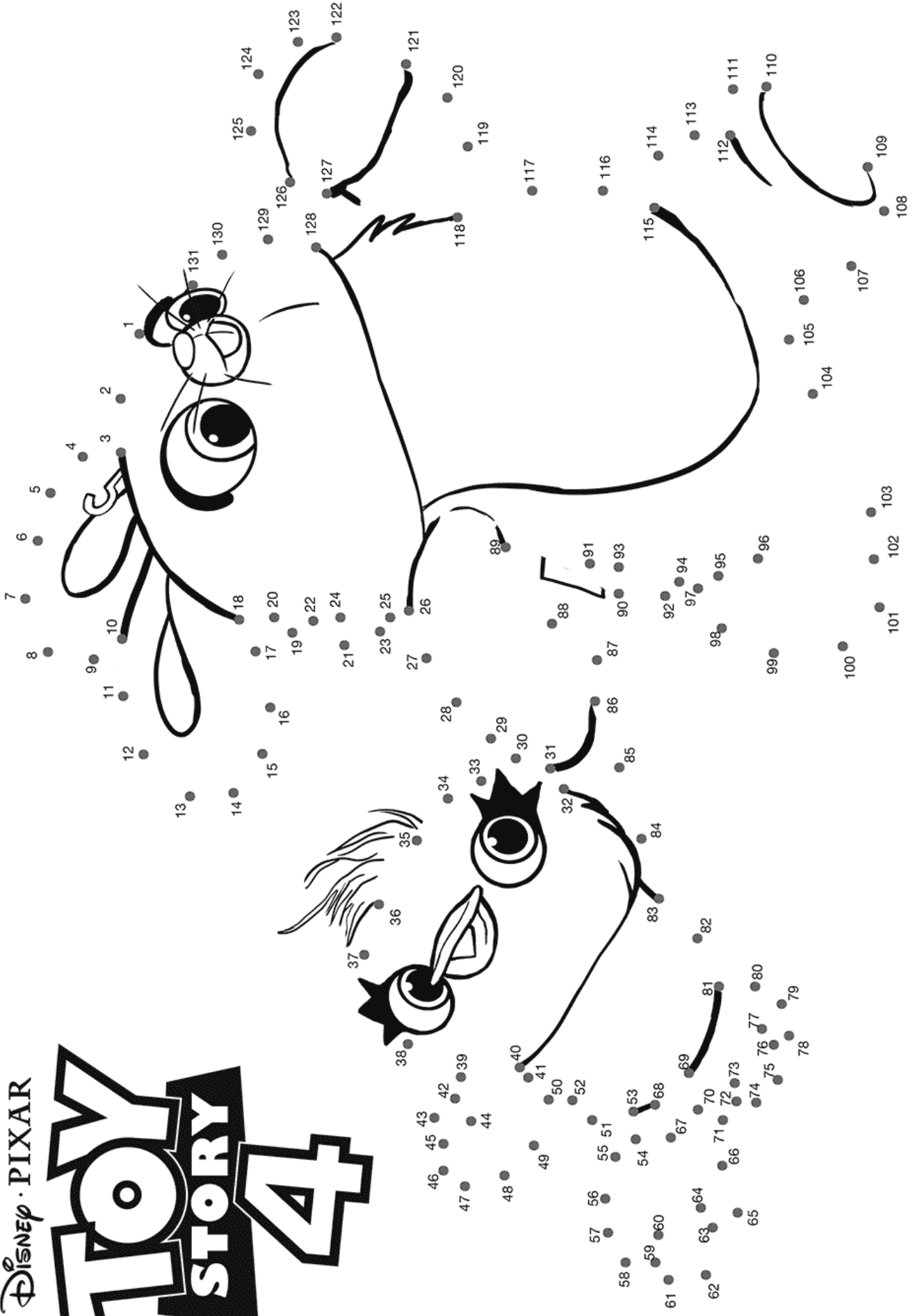
Disney · PIXAR


TOY STORY 4



IN THEATERS JUNE 21


Disney · PIXAR TOY STORY 4





TOY STORY MAZE

Can you help Woody and the gang to find Party?



WOODY'S WORD ROUND UP

Help Woody find the words hidden in the puzzle below!

CARNIVAL

ROLLER COASTER

BALLOONS

FUN

TICKET

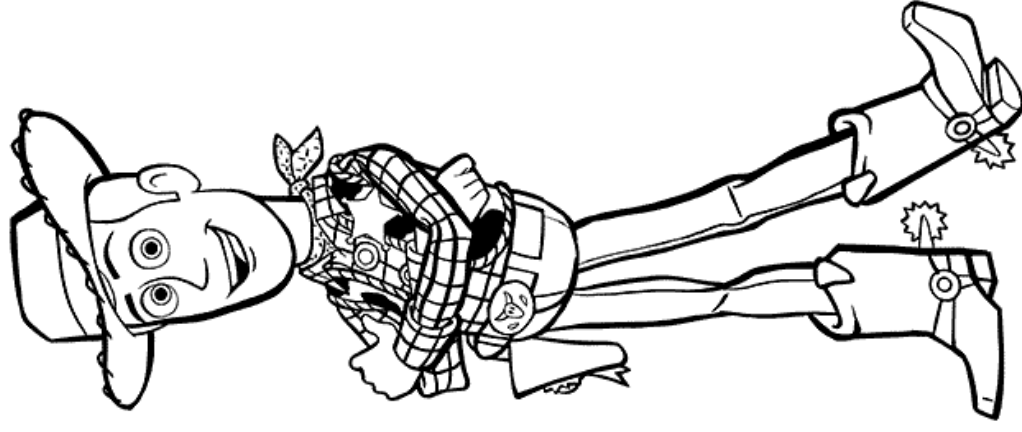
BUZZ

FERRIS WHEEL

CAROUSEL

GAMES

PRIZES



A word search puzzle grid enclosed in a rope border. The grid contains the following letters:

Q	F	Q	M	V	X	L	F	F	L	C	T	S	R	N
M	E	V	B	V	T	A	V	U	Q	V	Y	U	B	K
G	X	D	N	F	B	T	S	N	O	O	L	L	A	B
R	E	T	S	A	O	C	R	E	L	L	O	R	Y	S
H	C	A	R	O	U	S	E	L	W	D	G	V	W	Z
P	L	Z	K	Z	C	A	R	N	I	V	A	L	B	I
N	R	W	C	K	W	R	A	M	I	S	M	O	W	T
D	V	I	Q	Z	R	R	E	A	O	Z	E	T	Z	E
U	P	L	Z	S	I	L	X	Z	D	R	S	Q	V	K
R	G	U	A	E	Q	G	B	W	L	F	K	W	N	C
U	B	Z	S	T	S	H	W	P	W	O	S	D	L	I
L	E	E	H	W	S	I	R	R	E	F	X	Z	Z	T

Disney · PIXAR
TOY STORY
4

ROAD TRIP BINGO!



HOW TO PLAY:

- 1) Print out each bingo page and make sure to bring some markers or pencils in the car.
- 2) Each person gets a different bingo page.
- 3) While on the road look around you to find the different objects on your bingo card.
- 4) When you find a match, cross it off your card.
- 5) The first person to find five items in a row (vertically, horizontally or diagonally) calls out "BINGO" to WIN!

PLAYER 1

<p>POLICE CAR</p>		<p>STOP</p>		<p>TOW TRUCK</p>
<p>BLUE CAR</p>		<p>KEEP RIGHT</p>		
	<p>SPEED LIMIT 65</p>	<p>SEMI TRUCK</p>		
	<p>BLACK CONVERTIBLE</p>	<p>WRONG WAY</p>		<p>REST AREA</p>
<p>RED TRUCK</p>			<p>EXIT</p>	<p>DETOUR</p>

IN THEATERS JUNE 21